

ENVIRONMENTAL PRODUCT DECLARATION

as per ISO 14025 and EN 15804+A2

Owner of the Declaration	nora systems GmbH
Programme holder	Institut Bauen und Umwelt e.V. (IBU)
Publisher	Institut Bauen und Umwelt e.V. (IBU)
Declaration number	EPD-NOR-2022007-IBA1-EN
Issue date	15.02.2022
Valid to	14.02.2027

**noraplan® acoustic, resilient, footfall sound absorbing
floor covering from rubber
nora systems GmbH**



www.ibu-epd.com | <https://epd-online.com>



1. General Information

<p>nora systems GmbH</p> <hr/> <p>Programme holder IBU – Institut Bauen und Umwelt e.V. Panoramastr. 1 10178 Berlin Germany</p> <hr/> <p>Declaration number EPD-NOR-2022007-IBA1-EN</p> <hr/> <p>This declaration is based on the product category rules: Floor coverings, 02/2018 (PCR checked and approved by the SVR)</p> <hr/> <p>Issue date 15.02.2022</p> <hr/> <p>Valid to 14.02.2027</p> <hr/> <p></p> <hr/> <p>Dipl. Ing. Hans Peters (chairman of Institut Bauen und Umwelt e.V.)</p> <hr/> <p></p> <hr/> <p>Dr. Alexander Röder (Managing Director Institut Bauen und Umwelt e.V.)</p>	<p>noraplan[®] acoustic</p> <hr/> <p>Owner of the declaration nora systems GmbH Höhnerweg 2-4 69469 Weinheim (Bergstraße) Germany</p> <hr/> <p>Declared product / declared unit 1m² resilient floor covering (A1-A3: 1m² produced, A1-A5: 1m² installed)</p> <hr/> <p>Scope: Product line noraplan[®] acoustic Footfall sound absorbing rubber floor coverings continuously vulcanized in sheets in various colors and designs. This declaration is an Environmental Product Declaration according to ISO 14025 and EN 15804 describing the specific environmental performance of the mentioned construction products produced in Germany (Weinheim/Bergstraße).</p> <p>The owner of the declaration shall be liable for the underlying information and evidence; the IBU shall not be liable with respect to manufacturer information, life cycle assessment data and evidences. The EPD was created according to the specifications of <i>EN 15804+A2</i>. In the following, the standard will be simplified as <i>EN 15804</i>.</p> <hr/> <p>Verification</p> <table border="1"> <tr> <td colspan="2">The standard <i>EN 15804</i> serves as the core PCR</td> </tr> <tr> <td colspan="2">Independent verification of the declaration and data according to <i>ISO 14025:2010</i></td> </tr> <tr> <td><input type="checkbox"/> internally</td> <td><input checked="" type="checkbox"/> externally</td> </tr> </table> <hr/> <p></p> <hr/> <p>Matthias Klingler (Independent verifier)</p>	The standard <i>EN 15804</i> serves as the core PCR		Independent verification of the declaration and data according to <i>ISO 14025:2010</i>		<input type="checkbox"/> internally	<input checked="" type="checkbox"/> externally
The standard <i>EN 15804</i> serves as the core PCR							
Independent verification of the declaration and data according to <i>ISO 14025:2010</i>							
<input type="checkbox"/> internally	<input checked="" type="checkbox"/> externally						

2. Product

2.1 Product description/Product definition

In this Environmental Product Declaration (EPD), resilient electrostatically dissipative rubber floor coverings of the nora systems GmbH product line noraplan[®] acoustic with different designs and surface structures but same rubber recipes are modelled.

For the product line noraplan[®] acoustic standards apply:

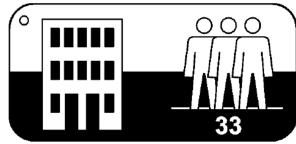
- *EN 18162020-7*: Resilient floor coverings - Specification for homogeneous and heterogeneous smooth rubber floor coverings with foam backing
- *EN 14521:2004_9*: Resilient floor coverings - Specification for smooth rubber floor coverings with or without foam backing with a decorative layer
- *ISO 10874:2009-11*: Resilient, textile and laminate floor coverings – Classification

For the placing on the market of the product in the European Union/European Free Trade Association (EU/EFTA) (with the exception of Switzerland) Regulation (EU) No. 305/2011 (CPR) applies. The product needs a declaration of performance taking into consideration *EN 14041:2018-5, Resilient, textile, laminate and modular multilayer floor coverings - Essential characteristics* and the CE-marking.

For the application and use the respective national provisions apply.

2.2 Application

The resilient noraplan[®] acoustic floorings minimize noise through their high degree of footfall sound absorption. In addition, it resists most oils and greases. Floor coverings are classified according to *ISO 10874*. Floor coverings for high performance in professional use:



2.3 Technical Data

Excerpt of technical data sheets: (available at www.nora.com)

Constructional data

Name	Value	Unit
Product thickness	4	mm
Grammage	3940	g/m ²
Product Form	rolls	-
Type of manufacture	continuous	-
Improvement in footfall sound absorption ISO 10140-3	20	dB
Anti-slip properties DIN 51130	R10	reflection-breaking surface
Anti-slip properties DIN 51130	R9	smooth surface
Hardness	85	A Shore
Abrasion resistance at 5 N load (ISO 4649, method A)	130	mm ³

Performance data of the product in accordance with the declaration of performance with respect to its essential characteristics according to *EN 14041:2018-05, Resilient, textile, laminate and modular multilayer floor coverings - Essential characteristics*.

2.4 Delivery status

The delivery takes place as meter goods in rolls of 1.22 m width and different lengths.

The backs of the coverings are sanded and have arrows indicating the installation direction.

2.5 Base materials/Ancillary materials

Simplified recipe noraplan® acoustic:

Name	Value	Unit
Polymers (synthetic rubber):	20	%
Mineral Fillers:	34	%
Various color pigments:	5	%
Auxiliary substances and vulcanization system:	6	%
Foam (PU- and rubber recycle; PU-Binder):	35	%

The auxiliary substances used are waxes and antioxidants; the vulcanization system is based on Sulphur as cross-linking agent and vulcanization accelerators.

1) "This product/article/at least one partial article contains substances listed in the *candidate list* (date: 17.01.2022) exceeding 0.1 percentage by mass: **no**".

2) "This product/article/at least one partial article contains other carcinogenic, mutagenic, reprotoxic (CMR) substances in categories 1A or 1B which are not on the candidate list, exceeding 0.1 percentage by mass: **no**".

3) "Biocide products were added to this construction product or it has been treated with biocide products

(this then concerns a treated product as defined by the (EU) Ordinance on Biocide Products No. 528/2012): **no**"

2.6 Manufacture

The production stages are weighing, mixing, and stretching of the unvulcanized blanks on a calender. The following vulcanization is continuously executed on production lines with steam heated drum presses, where under high pressure and at a temperature of approximately 180°C sheets of 1.22 m width are produced. After the vulcanization machine, the sheets are backside sanded and either wound into rolls or, for tiles, cut to length and die-cut. The mass per unit area is 3.94 kg/m².

The quality and energy management of nora systems GmbH is certified according to *ISO 9001*.

2.7 Environment and health during manufacturing

The lifting of loads (raw materials) is facilitated in many ways through appropriate lifting assistances.

nora systems GmbH purchases the total electrical energy for production and administration at the site Weinheim from renewable energy sources. Respective evidence is available at IBU.

Thermal energy is generated centrally and in heating boilers from natural gas.

Since 2000, the environmental management system (existing since 1996) is certified to *ISO 14001*, further an energy management system according to *ISO 50001* is established.

2.8 Product processing/Installation

The installation of the floor covering is based on the technical regulations of *DIN 18365* Construction contract procedures (VOB) - Part C: General technical specifications in construction contracts (ATV) – Flooring work. Suitable subfloors are made of screed – according to VOB Part C, *DIN 18365* Floorcovering Work, hard poured asphalt according to *DIN 18354* Asphalt flooring work, chipboards, plywood, etc. Before installing rubber floor coverings, the subfloor generally has to be levelled.

The application of the adhesives over the entire surface is done in accordance with the installation recommendations of the nora systems GmbH, using adhesives and further auxiliary material approved and suitable for noraplan® rubber floor coverings (available at www.nora.com).

When selecting the installation materials the requirements of the basic award criteria of the Blaue Engel – "Low-Emission Floor Covering Adhesive and other Installation Materials" (*DE-UZ 113*) should be observed, alternatively *GEV-EMICODE EC1 PLUS*. These specifications ensure excellent health protection due to minimized emissions.

In addition, the instructions of the laying material manufacturers are generally to be followed. When working with laying auxiliary material, the latest version of the German standard *TRGS 610* is to be complied with.

Cuttings should be used for energy recovery.

A wet or damp cleaning may only be carried out after the adhesive has bonded, i. e. after approx. 48 hours at the earliest.

2.9 Packaging

The rolled material is wrapped on cardboard cores made of recycled cardboard (the cardboard cores are taken back and re-used). The outer packaging is made of recyclable paper. The individual rolls are assembled vertically on wooden europool pallets (exchange system) and sealed in recyclable polyethylene foil.

2.10 Condition of use

Because of their dense and closed surface and the "nora cleanguard" finish, noraplan floor coverings don't need to be coated. The coverings are permanently resilient, they remain dimensionally stable when bonded and have good ergonomic properties.

2.11 Environment and health during use

Since nora floor coverings do not have to be coated during their service life, there is no major use of chemicals during the usage phase, apart from mild cleaning agents.

noraplan acoustic floor coverings meet the requirements of the Finnish M1 - Emission Classification of Building Materials to avoid any impact on health due to emissions of noraplan acoustic.

2.12 Reference service life

A calculation of the reference service life according to ISO 15686 is not possible.

According to manufacturers' estimation technical service life of at least 30 years is possible. Due to their very high abrasion resistance and single-layer structure (rubber through and through), the floor coverings hardly wear down even when extensively used. When used in the designated areas of application and under the usage conditions commonly associated, they stay fully functional and visually appealing during the indicated useful life.

2.13 Extraordinary effects

Fire

noraplan acoustic is hardly inflammable (non cemented C_{fi}-s1) according to EN 13501-1 and toxicologically safe in the event of fire according to DIN 53436-1 und DIN 53436-2.

Fire protection

Name	Value
Building material class	Cfl
Smoke gas development	s1

Water

Resistant to water exposure to the extent of what is typical for indoor use. Not suitable for real wet areas (e.g. showers, wading pools, etc.).

Mechanical destruction

Not relevant.

2.14 Re-use phase

For noraplan rubber floor coverings, there are basically the following options for a re-use phase:

- Material recycling (e.g. granulating and processing into landing mats, industrial or stable mats, and coverings of sports areas or silent asphalt)
- Thermal recycling (e.g. use as substitute fuel in thermal power plants)
- Full material and thermal recycling for energy recovery in the cement industry. Use of stored thermal energy as well as use of mineral filler as raw material.

2.15 Disposal

The manufacturer recommends introducing the products after their use stage into thermal recycling (secondary fuel for waste incineration) or utilization as secondary fuel and secondary raw material (mineral fillers) in the cement industry (material and thermal recycling). EWC code e.g. 19 12 04.

2.16 Further information

On a yearly basis nora systems GmbH calculates the CO₂-Footprint over the entire lifecycle of their products. CO₂-emissions that cannot be avoided during the value chain are offset (third party verified carbon Neutral Floors™ program).

Further information under www.nora.com

3. LCA: Calculation rules

3.1 Declared Unit

The reference unit is 1 m² of floor covering. The values of module A1-A3 refer to 1 m² produced. This EPD represents a product declaration, i.e. the production and disposal of off-cuts during the installation stage are assigned to module A5. The combined modules A1- A3, A4 and A5 refer to a reference unit of 1 m² installed.

The material for subfloor preparation and adhesive bonding, needed during installation, is not considered. Information on the complete floor structure can be found in Environmental Product Declarations based on the PCR „Dispersion adhesives and primers for floor coverings“ and „Mineral factory-made mortar“.

Declared unit

Name	Value	Unit
Declared unit	1	m ²
conversion factor [Mass/Declared Unit] (product weight)	3.94	-
Layer thickness	4	mm

3.2 System boundary

Type of EPD: from cradle to gate with options
The analysis of the product life cycle includes the following stages:

- Production stage A1- A3: Consideration of production of the basic materials and the

manufacturing of the floor covering incl. packaging material (input of waste paper for paper/cardboard production).

- Transport A4: Assumption for the transport of the products to the construction site.
- Installation A5: Production, transport and incineration of the off-cut material, incineration of off-cut material (gained energy is declared in D as avoided environmental burden), disposal of the packaging (incineration of PE film). The pretreatment of the underground surface (prime coat, levelling compound, adhesive) is not considered. This treatment depends on the building and the application and need to be specified for the particular case.
- Use stage B2: Scenario for maintenance/cleaning according to the manufacturer's recommendation (see 4.)
- End-of-Life stage C1, C2, C3: Scenario for the incineration of the floor covering incl. removal from the building and transport to the waste incineration plant (gained energy is declared in D as avoided environmental burden).
- Benefits for the next product system D: Extraction for electrical and thermal energy from the waste incineration process of the product, the off-cuts and the packaging material.

Contributions of waste flows are considered in the modules where they occur.

3.3 Estimates and assumptions

The datasets for the upstream chain of the basic material production are taken from the *GaBi database*. Inventories of some materials are not completely available and so are partly approximated by datasets on similar chemicals or estimated by consolidation of existing datasets and literature research. The assumptions about the cleaning scenario are described in chapter 4. scenarios.

3.4 Cut-off criteria

All data from the production data acquisition, i.e. on all raw material used as per formulation, are considered. The information available for single auxiliary materials is not sufficient for generating an approximation of the supply chain. The mass proportion is about 1 %; a particular risk while producing this substance is not known. This substance is neglected in the calculation.

Transport expenditures are taken into account for all essential basic materials, the dispatch of the products and the end-of-life scenario.

Transport processes for packaging materials are neglected.

With the LCA calculation, the production waste resulting directly from production, the electrical and thermal energy needed, and the packaging materials, are taken into account.

Machines, facilities and infrastructure used in the manufacture are ignored.

Thus, even material and energy flows with a proportion of about 1 % are considered.

Thus, no input or output flows are neglected, which may contribute to the impact assessment significantly.

3.5 Background data

For life cycle modelling of the considered products, the *GaBi 10* Software System for Life Cycle Engineering, developed by Sphera Solutions GmbH, is used. Upstream data specific Information that is not available are taken from the *GaBi 2021.2* database.

3.6 Data quality

Datasets were, if available, taken from the above mentioned *GaBi 2021.2* database.

Further datasets on the upstream chain of the basic material production are approximated with datasets on similar chemicals or are estimated by consolidation of existing datasets and literature information.

The requirements on technological, geographical and temporal representativeness are fulfilled.

3.7 Period under review

The collection of manufacturing data from 2020 serves as the data basis.

3.8 Allocation

Allocation of upstream data

For all refinery products, allocation by mass and net calorific value has been applied. The manufacturing route of every refinery product is modelled and the product-specific effort associated with their production is calculated. For other materials' inventory used in the production process calculation the most suitable allocation rules are applied. Information on single LCIs is documented on GaBi database 2021 LCI documentation (sphera.com).

Allocation in the foreground data

The production process does not deliver any coproducts.

The applied software model does not contain any allocation.

The total production of nora systems GmbH includes further products besides the declared product family. The values for thermal and electrical energy as well as for operating materials are assigned respectively while data collection on the site. Allocation keys are mass, area, pieces or retention time in the plant.

Allocation for waste materials

Production waste is fed into an energy recovery process. The energy gained is looped back in module A1- A3. The quality of the thermal energy can be considered equal to the thermal energy needed for production processes.

The calculation of emissions from the waste incineration plant follows a partial stream consideration for the combustion process, according to the specific composition of the incinerated material.

A waste incineration plant with an R1-value higher than 0.6 is assumed. The environmental burdens of the incineration process of installation off-cut and the product in the end-of-life scenario are assigned to the system (A5, C3); resulting energy gain for thermal and electrical energy are declared in module D.

The avoided environmental burdens are considered according to European average data for electrical and thermal energy generated from natural gas.

3.9 Comparability

Basically, a comparison or an evaluation of EPD data is only possible if all the data sets to be compared were created according to *EN 15804* and the building

context, respectively the product-specific characteristics of performance, are taken into account.

The software *GaBi 10* is used. As database for background data the GaBi database 2021.2 is applied.

4. LCA: Scenarios and additional technical information

Characteristic product properties

Information on biogenic Carbon

The following technical information serves as a basis for the declared modules. The values refer to the declared unit of 1m².

Information on describing the biogenic Carbon Content at factory gate

Name	Value	Unit
Biogenic Carbon Content in product	0.015	kg C
Biogenic Carbon Content in accompanying packaging	0.044	kg C

Further cleaning recommendations are available at www.nora.com.

Cleaning agents with a pH-value higher than 12 are not to be used.

The following values refer to a cleaning scenario of 1 year.

Name	Value	Unit
Water consumption	0.16	m ³
Auxiliary	0.181	kg
Electricity consumption	0.074	kWh

Transport to the construction site (A4)

Name	Value	Unit
Litres of fuel (truck)	0.00662	l/100km
Transport distance (truck)	1000	km
Litres of fuel (ship)	0.00135	l/100km
Transport distance (ship)	500	km

Reference service life

Name	Value	Unit
Life Span according to the manufacturer	30	a

Installation in the building (A5)

For the installation of 1 m² flooring more than 1 m² flooring is necessary, dependent on the room geometry. A material loss of 5% is assumed.

Name	Value	Unit
Material loss	0.197	kg

End of Life (C1-C4)

Name	Value	Unit
Energy recovery	3.94	kg

Reuse, recovery and/or recycling potentials (D), relevant scenario information

Module D covers the energy gain of the incineration processes form A5 (off-cut of flooring installation, packaging waste) and C3 (incineration of the floor covering). A waste incineration plant with an R1-value > 0.6 is assumed.

Maintenance (B2)

Dependent on use area based on *ISO 10874*, dependent on the manufacturers' technical service life and the expected stress for the flooring, the service life can be determined case specifically. The effects on module B2 need to be calculated according to the actual service life, in order to achieve the total environmental impact.

Cleaning of the floor covering depends on the use of the premises. For a typical application (e.g. school building), the following manufacturer's recommendations are considered in this declaration:

Intensive machine cleaning (single-disc machine with a suitable red pad / soft brush and an aqua-vacuum cleaner), once a year, with a suitable cleaning agent. The surface of the floor covering must be free of any dirt residues.

In order to achieve a uniform and compact protective film, the floor covering should be polished once a month with a suitable polishing pad or polishing brush.

Routine cleaning should be done manually, thrice weekly, with suitable microfibre covers and suitable wash polishes.

5. LCA: Results

Note:

EP-freshwater: This indicator has been calculated as "kg P eq" as required in the characterization model (EUTREND model, Struijs et al., 2009b, as implemented in ReCiPe; <http://eplca.jrc.ec.europa.eu/LCDN/developerEF.xhtml>).

The values of the indicators in module B2 "Maintenance" refer to a time period of 1 year.

DESCRIPTION OF THE SYSTEM BOUNDARY (X = INCLUDED IN LCA; ND = MODULE OR INDICATOR NOT DECLARED; MNR = MODULE NOT RELEVANT)

PRODUCT STAGE			CONSTRUCTION PROCESS STAGE		USE STAGE							END OF LIFE STAGE				BENEFITS AND LOADS BEYOND THE SYSTEM BOUNDARIES
Raw material supply	Transport	Manufacturing	Transport from the gate to the site	Assembly	Use	Maintenance	Repair	Replacement	Refurbishment	Operational energy use	Operational water use	De-construction demolition	Transport	Waste processing	Disposal	Reuse-Recovery-Recycling-potential
A1	A2	A3	A4	A5	B1	B2	B3	B4	B5	B6	B7	C1	C2	C3	C4	D
X	X	X	X	X	ND	X	MNR	MNR	MNR	ND	ND	X	X	X	ND	X

RESULTS OF THE LCA - ENVIRONMENTAL IMPACT according to EN 15804+A2: 1 m² noraplan acoustic

Core Indicator	Unit	A1-A3	A4	A5	B2	C1	C2	C3	D
GWP-total	[kg CO ₂ -Eq.]	8.50E+0	2.17E-1	6.58E-1	3.55E-1	4.01E-2	9.51E-3	3.53E+0	-9.71E-1
GWP-fossil	[kg CO ₂ -Eq.]	8.40E+0	2.16E-1	6.48E-1	3.45E-1	3.98E-2	9.44E-3	3.53E+0	-9.65E-1
GWP-biogenic	[kg CO ₂ -Eq.]	-2.94E-3	0.00E+0	4.51E-3	1.02E-2	3.38E-4	0.00E+0	1.45E-4	-4.84E-3
GWP-luluc	[kg CO ₂ -Eq.]	1.07E-1	1.54E-3	5.58E-3	4.90E-5	5.63E-5	7.70E-5	3.96E-5	-6.71E-4
ODP	[kg CFC11-Eq.]	6.37E-7	4.00E-17	3.28E-8	2.69E-11	9.52E-16	1.86E-18	3.61E-16	-1.11E-14
AP	[mol H ⁺ -Eq.]	3.47E-2	1.61E-3	1.89E-3	1.01E-3	8.27E-5	2.84E-5	3.44E-4	-1.27E-3
EP-freshwater	[kg PO ₄ -Eq.]	3.85E-5	5.66E-7	2.01E-6	1.09E-5	1.07E-7	2.80E-8	9.06E-8	-1.27E-6
EP-marine	[kg N-Eq.]	9.10E-3	5.21E-4	5.00E-4	2.19E-4	1.97E-5	1.29E-5	8.96E-5	-3.59E-4
EP-terrestrial	[mol N-Eq.]	9.78E-2	5.77E-3	5.42E-3	1.93E-3	2.06E-4	1.44E-4	1.62E-3	-3.85E-3
POCP	[kg NMVOC-Eq.]	2.83E-2	1.25E-3	1.53E-3	1.00E-3	5.33E-5	2.55E-5	2.56E-4	-1.01E-3
ADPE	[kg Sb-Eq.]	1.46E-4	1.75E-8	7.53E-6	6.30E-8	1.17E-8	8.35E-10	5.53E-9	-1.61E-7
ADPF	[MJ]	1.71E+2	2.83E+0	8.97E+0	8.05E+0	7.07E-1	1.25E-1	5.78E-1	-1.68E+1
WDP	[m ³ world-Eq deprived]	4.54E-1	1.79E-3	4.15E-2	5.37E-2	6.38E-3	8.74E-5	3.02E-1	-7.44E-2

Caption: GWP = Global warming potential; ODP = Depletion potential of the stratospheric ozone layer; AP = Acidification potential of land and water; EP = Eutrophication potential; POCP = Formation potential of tropospheric ozone photochemical oxidants; ADPE = Abiotic depletion potential for non-fossil resources; ADPF = Abiotic depletion potential for fossil resources; WDP = Water (user) deprivation potential

RESULTS OF THE LCA - INDICATORS TO DESCRIBE RESOURCE USE according to EN 15804+A2: 1 m² noraplan acoustic

Indicator	Unit	A1-A3	A4	A5	B2	C1	C2	C3	D
PERE	[MJ]	1.72E+1	1.46E-1	2.57E+0	4.56E-1	3.26E-1	7.22E-3	9.45E-1	-3.81E+0
PERM	[MJ]	2.38E+0	0.00E+0	-1.55E+0	0.00E+0	0.00E+0	0.00E+0	-8.30E-1	0.00E+0
PERT	[MJ]	1.95E+1	1.46E-1	1.02E+0	4.56E-1	3.26E-1	7.22E-3	1.15E-1	-3.81E+0
PENRE	[MJ]	1.33E+2	2.84E+0	9.11E+0	8.05E+0	7.07E-1	1.26E-1	3.87E+1	-1.68E+1
PENRM	[MJ]	3.82E+1	0.00E+0	-1.30E-1	0.00E+0	0.00E+0	0.00E+0	-3.81E+1	0.00E+0
PENRT	[MJ]	1.71E+2	2.84E+0	8.98E+0	8.05E+0	7.07E-1	1.26E-1	5.78E-1	-1.68E+1
SM	[kg]	1.33E+0	0.00E+0	6.67E-2	0.00E+0	0.00E+0	0.00E+0	0.00E+0	0.00E+0
RSF	[MJ]	0.00E+0	0.00E+0	0.00E+0	0.00E+0	0.00E+0	0.00E+0	0.00E+0	0.00E+0
NRSF	[MJ]	0.00E+0	0.00E+0	0.00E+0	0.00E+0	0.00E+0	0.00E+0	0.00E+0	0.00E+0
FW	[m ³]	3.28E-2	1.67E-4	2.12E-3	1.39E-3	3.17E-4	8.27E-6	7.09E-3	-3.72E-3

Caption: PERE = Use of renewable primary energy excluding renewable primary energy resources used as raw materials; PERM = Use of renewable primary energy resources used as raw materials; PERT = Total use of renewable primary energy resources; PENRE = Use of non-renewable primary energy excluding non-renewable primary energy resources used as raw materials; PENRM = Use of non-renewable primary energy resources used as raw materials; PENRT = Total use of non-renewable primary energy resources; SM = Use of secondary material; RSF = Use of renewable secondary fuels; NRSF = Use of non-renewable secondary fuels; FW = Use of net fresh water

RESULTS OF THE LCA - WASTE CATEGORIES AND OUTPUT FLOWS according to EN 15804+A2: 1 m² noraplan acoustic

Indicator	Unit	A1-A3	A4	A5	B2	C1	C2	C3	D
HWD	[kg]	4.84E-5	1.35E-10	2.49E-6	4.14E-4	1.87E-10	6.64E-12	1.01E-10	-3.77E-9
NHWD	[kg]	2.38E+0	4.28E-4	1.28E-1	1.80E-2	5.02E-4	1.98E-5	1.06E-1	-7.89E-3
RWD	[kg]	1.45E-3	4.93E-6	7.66E-5	2.06E-4	1.05E-4	2.28E-7	3.08E-5	-1.23E-3
CRU	[kg]	0.00E+0	0.00E+0	0.00E+0	0.00E+0	0.00E+0	0.00E+0	0.00E+0	0.00E+0
MFR	[kg]	0.00E+0	0.00E+0	1.00E-1	0.00E+0	0.00E+0	0.00E+0	0.00E+0	0.00E+0
MER	[kg]	0.00E+0	0.00E+0	0.00E+0	0.00E+0	0.00E+0	0.00E+0	0.00E+0	0.00E+0
EEE	[MJ]	0.00E+0	0.00E+0	3.29E-1	0.00E+0	0.00E+0	0.00E+0	3.85E+0	0.00E+0
EET	[MJ]	0.00E+0	0.00E+0	5.90E-1	0.00E+0	0.00E+0	0.00E+0	6.90E+0	0.00E+0

Caption: HWD = Hazardous waste disposed; NHWD = Non-hazardous waste disposed; RWD = Radioactive waste disposed; CRU = Components

for re-use; MFR = Materials for recycling; MER = Materials for energy recovery; EEE = Exported electrical energy; EET = Exported thermal energy									
RESULTS OF THE LCA – additional impact categories according to EN 15804+A2-optional: 1 m ² noraplan acoustic									
Indicator	Unit	A1-A3	A4	A5	B2	C1	C2	C3	D
PM	[Disease Incidence]	4.49E-7	2.07E-8	2.43E-8	1.29E-8	6.98E-10	1.67E-10	3.28E-9	-1.09E-8
IRP	[kBq U235-Eq.]	1.68E-1	7.20E-4	8.95E-3	1.30E-1	1.73E-2	3.34E-5	4.80E-3	-2.01E-1
ETP-fw	[CTUe]	1.03E+2	2.10E+0	5.42E+0	2.76E+0	2.97E-1	9.31E-2	3.08E-1	-3.53E+0
HTP-c	[CTUh]	2.84E-9	4.20E-11	1.50E-10	8.93E-11	8.42E-12	1.88E-12	2.15E-11	-1.60E-10
HTP-nc	[CTUh]	1.77E-7	2.40E-9	9.25E-9	1.56E-8	3.18E-10	1.10E-10	8.60E-10	-6.31E-9
SQP	[–]	2.34E+1	8.63E-1	1.26E+0	2.12E-1	2.23E-1	4.31E-2	1.62E-1	-2.61E+0
Caption	PM = Potential incidence of disease due to PM emissions; IR = Potential Human exposure efficiency relative to U235; ETP-fw = Potential comparative Toxic Unit for ecosystems; HTP-c = Potential comparative Toxic Unit for humans (cancerogenic); HTP-nc = Potential comparative Toxic Unit for humans (not cancerogenic); SQP = Potential soil quality index								

Disclaimer 1 – for the indicator “Potential Human exposure efficiency relative to U235”.

This impact category deals mainly with the eventual impact of low dose ionizing radiation on human health of the nuclear fuel cycle. It does not consider effects due to possible nuclear accidents, occupational exposure nor due to radioactive waste disposal in underground facilities. Potential ionizing radiation from the soil, from radon and from some construction materials is also not measured by this indicator.

Disclaimer 2 – for the indicators “abiotic depletion potential for non-fossil resources”, “abiotic depletion potential for fossil resources”, “water (user) deprivation potential, deprivation-weighted water consumption”, “potential comparative toxic unit for ecosystems”, “potential comparative toxic unit for humans – cancerogenic”, “Potential comparative toxic unit for humans - not cancerogenic”, “potential soil quality index”.

The results of this environmental impact indicator shall be used with care as the uncertainties on these results are high or as there is limited experienced with the indicator.

6. LCA: Interpretation

The environmental impact of the life cycle of nora floor covering is determined by the production of the product (A1- A3) and the maintenance scenario over the total assumed reference service life (B2 x RSL). The distribution of the environmental impact of the total life cycle into the life cycle stages looks very similar for all considered impact categories.

Having a closer look at module A1- A3 shows, that the supply chain, i.e. the production of the basic materials (A1) has a major contribution to nearly all impact categories to the total result for A1- A3. The production process at nora systems (A3) contributes to about 4 % of the total fossil resources (ADP fossil) and about 13 % to the global warming potential (GWP total) of the overall manufacturing (A1- A3).

With respect to the used basic materials, nitrile butadiene rubber and titanium dioxide dominate the environmental impacts.

The emissions of GHGs in module C3 are significant; other impact categories are not as relevant for the incineration process.

The use stage is based on a scenario with professional cleaning equipment. The environmental impact depends on the assumptions, following the recommendations of the manufacturer. The application of machine polishing and the approximated LCI for the cleaning agents results in a GWP for the total assumed RSL of about the same value compared to the production (A1- A3) of the product.

The calculation model requires the use of estimations and approximations for some of the basic materials. Also the use of life cycle inventories from databases leads to uncertainties of the result. Unfortunately, still rare industry data for specific supply chains are available. Being aware of uncertainties of the result values, the applied LCIs are evaluated as good for generating an EPD with applicable LCIA according to the requirements of EN 15804.

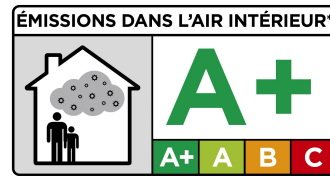
7. Requisite evidence

7.1 VOC emissions

noraplan[®] acoustic has been audited for emissions at the approved test house Eurofins Product Testing A/S, Galten, Denmark (Test report no. 392-2021-0029040_B_EN).

Substanz / Emissionsklasse	A+	A	B	C
Formaldehyd	< 10	< 60	< 120	> 120
Acetaldehyd	< 200	< 300	< 400	> 400
Toluol	< 300	< 450	< 600	> 600
Tetrachlorethen	< 250	< 350	< 500	> 500
Xylol	< 200	< 300	< 400	> 400
1,2,4-Trimethylbenzol	< 1.000	< 1500	< 2.000	> 2.000
1,4-Dichlorbenzol	< 60	< 90	< 120	> 120
Ethylbenzol	< 750	< 1.000	< 1.500	> 1.500
2-Butoxyethanol	< 1.000	< 1.500	< 2.000	> 2.000
Styrol	< 250	< 350	< 500	> 500
TVOC	< 1.000	< 1.500	< 2.000	> 2.000

According to the criteria of the french emission certification noraplan[®] acoustic is classified as A+.



7.2 VOC emissions - Finland
noraplan[®] acoustic floorcoverings comply also with the Finnish *M1 - Emission Classification* of Building Materials (tested by Työterveyslaitos, Helsinki, Finland, test report no. 3316).



8. References

Standards

EN 1081

DIN EN 1081:2021-01, Resilient, laminate and modular multilayer floor coverings - Determination of the electrical resistance.

EN 1817

DIN EN 1817:2020-07, Resilient floor coverings - Specification for homogeneous and heterogeneous smooth rubber floor coverings.

DIN ISO 4649

DIN ISO 4649:2021-06, Rubber, vulcanized or thermoplastic - Determination of abrasion resistance using a rotating cylindrical drum device.

ISO 9001

ISO 9001:2015-09: Quality management systems – Requirements.

ISO 10140-3

DIN EN ISO 10140-3:2021-09, Acoustics - Laboratory measurement of sound insulation of building elements - Part 3: Measurement of impact sound insulation.

ISO 10874

ISO 10874:2009-11, Resilient, textile and laminate floor coverings – Classification.

EN 13501-1

DIN EN 13501-1:2019-05, Fire classification of construction products and building elements - Part 1: Classification using data from reaction to fire tests.

ISO 14001

ISO 14001:2015-09, Environmental management systems – Requirements with guidance for use.

EN 14521

EN 14521: DIN EN 14521:2004-09, Elastische Bodenbeläge - Spezifikation für ebene Elastomer-Bodenbeläge mit oder ohne Schaumunterschicht mit einer dekorativen Schicht.

ISO 14025

DIN EN ISO 14025:2011-10, Environmental labels and declarations — Type III environmental declarations — Principles and procedures.

EN 14041

DIN EN 14041:2018-05, Resilient, textile, laminate and modular multilayer floor coverings - Essential characteristics.

ISO 15686

ISO 15686-1:2011-05, Buildings and constructed assets - Service life planning - Part 1: General principles and framework.

EN 15804

EN 15804:2019+A2 (in press), Sustainability of construction works — Environmental Product Declarations — Core rules for the product category of construction products.

DIN 18353

DIN 18353:2019-09: German construction contract procedures (VOB) - Part C: General technical specifications in construction contracts (ATV) - Laying of floor screed.

DIN 18354

DIN 18354:2019-09, German construction contract procedures (VOB) - Part C: General technical specifications in construction contracts (ATV) - Mastic asphalt works.

DIN 18365

DIN 18365:2019-09, German construction contract procedures (VOB) - Part C: General technical specifications in construction contracts (ATV) - Flooring works.

ISO 22637

ISO 22637:2019-07, Adhesives - Test of adhesive for floor covering - Determination of the electrical resistance of adhesive films and composites

ISO 23997

ISO 23997:2007-1: Resilient floor coverings - Determination of mass per unit area.

ISO 50001

ISO 50001:2018-08, Energy management systems - Requirements with guidance for use.

DIN 51130

DIN 51130:2014-02, Testing of floor coverings - Determination of the anti-slip property - Workrooms and fields of activities with slip danger - Walking method - Ramp test.

DIN 53436-1

DIN 53436-1:2015-12, Erzeugung thermischer Zersetzungsprodukte von Werkstoffen für ihre analytisch-toxikologische Prüfung - Teil 1: Zersetzungsgerät und Bestimmung der Versuchstemperatur

DIN 53436-2

DIN 53436-2:2015-12, Generation of thermal decomposition products from materials for their analytic-toxicological testing - Part 2: Thermal decomposition method.

Further References

Candidate List

Candidate List: substances of very high concern candidate list published in accordance with Article 59(10) of the REACH Regulation (<https://echa.europa.eu/candidate-list-table>).

Copyright cover picture: Bart Gosselin; ID: 24792

ECW code:

European Waste catalogue code: 191204: Plastic and Rubber.

Emission class A+

Emission class A+ french emission label in accordance to Décret n° 2011-321 du 23 mars 2011.

DE-UZ 113

Blauer Engel Basic Award Criteria, DE-UZ 113; Low-emission Flooring Adhesives and other Installation Materials, Version 3; January 2019.

DE-UZ 120

Blauer Engel Basic Award Criteria, DE-UZ 120; Elastic Floor Coverings, Version 6; February 2011.

GaBi 10

GaBi 10, 2021.2 Software, Leinfelden-Echterdingen, Sphera Solutions GmbH, 2021.

GaBi 2021.2 Database

GaBi 10, 2021.2, Leinfelden-Echterdingen, Sphera Solutions GmbH, 2021.

GEV-EMICODE

EMICODE Emission Classification; www.emicode.com; GEV-EMICODE EC1 PLUS, defines the limit of what is technically feasible today.

IBU 2020

Institut Bauen und Umwelt e.V.: General Programme Instructions for the Preparation of EPDs at the Institut Bauen und Umwelt e.V. Version 2.0, Berlin: Institut Bauen und Umwelt e.V., 2020. www.ibu-epd.com

M1 - Emission Classification

M1 - Emission Classification, Emission class for building materials by the Building Information Foundation RTS sr.; Helsinki, Finland (<https://cer.rts.fi/en/m1-emission-class-for-building-material/m1-criteria-2/>)

PCR Part A

Part A: Calculation Rules for the Life Cycle Assessment and Requirements on the Project Report, version 1.9, IBU, 2021

PCR Part B

Part B: Requirements on the EPD for Floor coverings, version 1.2, IBU, 02-2018

TRGS 610

TRGS 610; Substitution of working methods for solvent-based primer and adhesives for floorings; January 2011.

Regulation (EU) No 305/2011

Regulation (EU) No 305/2011 of the European Parliament and of the Council of 9 March 2011 laying down harmonized conditions for the marketing of construction products and repealing Council Directive 89/106/EEC Text with EEA relevance.

**Publisher**


Institut Bauen und Umwelt e.V.
Panoramastr. 1
10178 Berlin
Germany

Tel +49 (0)30 3087748- 0
Fax +49 (0)30 3087748- 29
Mail info@ibu-epd.com
Web www.ibu-epd.com

**Programme holder**

Institut Bauen und Umwelt e.V.
Panoramastr 1
10178 Berlin
Germany

Tel +49 (0)30 - 3087748- 0
Fax +49 (0)30 – 3087748 - 29
Mail info@ibu-epd.com
Web www.ibu-epd.com

**Author of the Life Cycle Assessment**

Angela Schindler Umweltberatung
Tüfing Str. 12
88682 Salem
Germany

Tel 07553 919 9456
Fax 07553 918 8204
Mail angela@schindler-umwelt.de
Web www.schindler-umwelt.de



Daxner & Merl GmbH
Lindengasse 39/8
1070 Wien
Austria

Tel +43 676 849477826
Fax +43 42652904
Mail office@daxner-merl.com
Web www.daxner-merl.com

**Owner of the Declaration**

nora systems GmbH
Höhnerweg 2-4
69469 Weinheim
Germany

Tel +49 6201 80 6040
Fax +49 6201 88 3019
Mail info-de@nora.com
Web www.nora.com