



nora 4you

Create the difference

nora[®]
by Interface[®]



Contents

2 – 3 Introduction

4 – 9 Inlays

- 4 Room inlays
 - 6 Routing systems
 - 7 Symbols
 - 8 Logos
 - 9 Technical implementation
-

10 – 13 Planks and tiles

14 – 15 Special colours



© Thomas Goos

Show who you are

With nora 4you, you can design your rooms exactly as you want them.

Flooring gives your rooms structure, personality and life. Personalised and unique products are the future – including for us. With nora 4you, we offer you just that: customised solutions that make your rooms special and distinctive in a way that is important to you. Your personal wishes are our benchmark – almost anything is possible.

Quality and functionality are crucial criteria when selecting floor coverings. It's not without good reason that nora®

rubber floor coverings are so successful. With nora 4you, we go one step further and put an additional focus on design and individuality. This allows you to creatively design, structure or accentuate your surfaces with colours, tile patterns and inlays according to your specific requirements and ideas.

Facelift for your interior

Room inlays offer you endless options for creative design with added value.





Room inlays are design elements. Depending on the colour combination, design language and combination of materials, they change and shape the room. They visually enhance the floor, inspire and invite you to linger in the room at certain points. Whether used as part of a comprehensive design concept or as a decorative eye-catcher, inlays make a statement that can't be overlooked. They help give spaces a distinctive identity.

Our inlays meet the high quality standards as all nora floor coverings:

- extremely durable and long-lasting
- resilient and suitable for heavy-traffic rooms
- dimensionally stable – no need for welding
- easy and economical cleaning



© Werner Huthmacher

Leading the way

A well thought-out routing system is based on the behaviour of the users.

Routing systems help guide people through your facility. Whether for orientation, demarcation or escape routes – it is crucial that your routing system is always visible and understood.

With nora 4you, you can adapt your routing system to your individual spatial circumstances. For example, colour-coded stripes or signs in the floor help people to orientate themselves as they move through different sections or parts of the building.


In order to safely lead out of a building even in the dark, escape routes also require integrated light strips or other lighting elements. For this purpose, nora offers you a variety of inlay options for flooring or skirting boards.

Standard with design freedom

Choose from our standard symbols or design your own.

There are symbols that everyone understands. The imagery in them is universal and is used almost everywhere in a similar form, as it points to typical topics such as security and potential hazards. Here we offer you a wide range of standardised templates, which we can customise according to your requirements. Simply let us know your desired symbol, size, colour and flooring and we'll take care of the rest.


Standard symbols



Customised symbols

In addition to our standard symbols, we will be happy to design and create individual symbols to suit your specific requirements.

Examples of installed symbols





© Jukka-Pekka Juvonen

Using your logo as an eye-catcher

Logos have a particularly lasting effect as floor inlays.

Many companies use every possible means and media to strengthen their brand and raise awareness of it for potential customers. With nora 4you we offer you an interesting option: Use the floor area of your reception or waiting area and put your logo in the spotlight as a large-scale inlay. This helps your customers and visitors to remember you. Repeated presentation of a logo is unconsciously but constantly perceived and powerfully reinforces brand awareness.

From design to floor

Easily turn your individual templates into high-quality flooring.

Would you like to implement your ideas as floor inlays? It's easy and we support you every step of the way. Whether it's drawings or image files, we create CAD-enabled files from your templates. Of course, we are happy to advise you on the design and presentation.

Before we start production, you will get the final layout of your inlay. After your approval it will be cut from nora floor coverings in a high-precision way. Your delivery comes pre-assembled, ready to fit and with a detailed installation plan. The installation itself is just as straightforward and fast as with standard flooring. We are also happy to support you with our technicians on site.



Submission of the desired artwork by the customer



Graphic implementation of the idea and quotation



Sending the design and approval by the customer



Production and delivery of the inlay





© nora

Planks and tiles for unlimited possibilities

**With nora 4you, individual design succeeds in
completely new dimensions.**

The modularity of our products ensures endless design flexibility. The principle behind it is quite simple: Different plank and tile sizes are available in various designs and colours. By individually installing them, you can realise a unique interior design.

Creating an aesthetic impact

Different laying patterns and colours affect the atmosphere and structure of a room.

Our plank and tile concept gives you almost limitless freedom to design your rooms the way you want. You can use any combination of plank or tile shapes and colours to influence the overall design of the room. The laying pattern also has a decisive influence on the sense of space.

Planks enable you to create a distinctive and individual spatial effect in variants that are precisely tailored to your needs. Even with tiles, you can realise different laying patterns or set unusual accents.

Our plank formats are available with most noraplan designs. We deliver planks in your choice of colour and in five standard sizes. In addition, with monochrome installations of planks or tiles, the edges can be chamfered to accentuate the plank or tile character and create an elegant joint pattern. Talk to us about your ideas and we will be happy to support you with individual planning.



Different formats for endless possibilities and individual room design.

noraplan®



~ 610 mm x 305 mm



~ 1220 mm x 405 mm



~ 610 mm x 610 mm




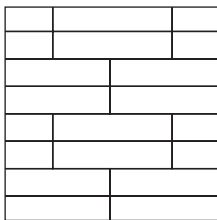

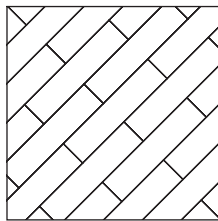


~ 610 mm x 205 mm




~ 1220 mm x 202,5 mm



~ 610 mm x 152,5 mm



norament®



~ 1004 mm x 1004 mm

norament® 926 arago



~ 1004 mm x 502 mm



Further plank and tile sizes are available on request.



Your colours? Let's do it.

We can easily adapt special colours and corporate design specifications.

With over 300 colours and shades, even our standard product programme provides outstanding choice. However, if you are looking for a different colour, we will be happy to develop an individual colour for your project. We can customise almost any colour using samples or colour codes (NCS, RAL, Pantone) and implement your wishes in the flooring. For example, you can design your entire building in one shade without compromising the functional properties of your flooring.

You can choose from different:

- base colours
- granules
- surface structures

Do you have a special requirement? Simply send us a colour sample or your desired colour according to the colour code. We will then send you a rubber sample in that colour for testing and approval.



Cover photo: © Hanson Architects and Davide Saibene

Specifications are subject to change without notice. Errors and omissions excepted.
No liability is assumed for the correctness, completeness or accuracy of the
information. The product illustrations in this document may differ from the original.
This document does not constitute a contractual offer and serves only as non-binding
information.

The nora brand and any other registered trademarks used in this document are
registered to the company, the country or a company affiliated to nora systems GmbH.
Any other brand names used herein are the trademarks of their respective owners.

Contact details, local offices, authorized distributors and further information can be
found at www.nora.com.

Published by

nora systems GmbH
Höhnerweg 2-4
69469 Weinheim | Germany
www.nora.com